

PROPER USE GUIDELINES

Cumulative Trauma Disorders can result from the prolonged use of manually powered hand tools. Hand tools are intended for occasional use and low volume applications. A wide selection of powered application equipment for extended-use, production operations is available.

NOTE All numerical values in this instruction sheet are in metric units [with U.S. customary units in brackets]. Dimensions are in millimeters [and inches]. Figure is not drawn to scale.

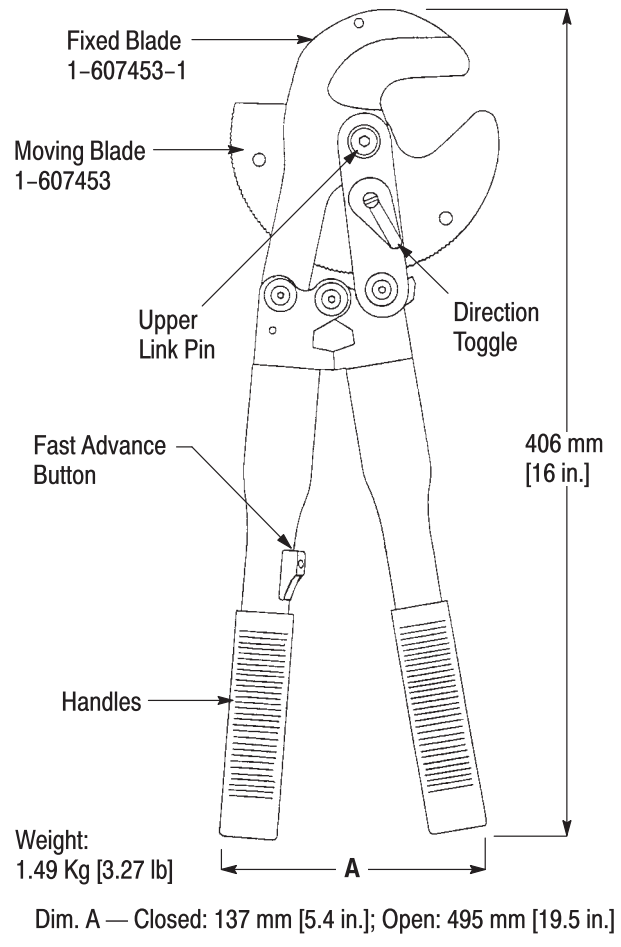


Figure 1

1. INTRODUCTION

Ratcheted Cable Cutter Hand Tool 607453-2 is designed to cut copper and aluminum conductors up to approximate conductor diameter of 29.2 [1.15] with an insulation diameter of 38.1 [1.50].

2. DESCRIPTION (See Figure 1)

The tool combines light weight and mechanical advantage in its circular cutting motion. Both the fixed and moving blades are made of a high grade steel alloy, and the handle assembly is made of lightweight tubular steel with plastic hand grips. The tool also features a fast advance button on the handle.


3. OPERATION

Inspect the tool to ensure it conforms to the dimensions shown in Figure 1.

1. Open the cutters by setting the direction toggle as shown. Then close the cutters by pushing the direction toggle to opposite position.


To increase the speed of the ratchet function, push the fast advance button forward while operating the handles.

DANGER Keep hands away from cutting opening.



2. Repeat Step 1 to cut the cable.

CAUTION Steel or aluminum conductor steel reinforced (ACSR) cable will permanently damage the cutting blades.



4. MAINTENANCE

1. If the cutting blades slip, tighten the upper link pin.
2. Minor cutting blade damage can be repaired by filing and polishing the cutting edges.

5. REPLACEMENT AND REPAIR

Customer-replaceable part numbers are listed in Figure 1. A complete inventory should be stocked and controlled to prevent lost time when replacement of parts is necessary. Order replacement parts through your representative, or call 1-800-526-5142, or send a facsimile of your purchase order to 717-986-7605, or write to:

CUSTOMER SERVICE (038-035)
TYCO ELECTRONICS CORPORATION
PO BOX 3608
HARRISBURG PA 17105-3608

For customer repair service, call 1-800-526-5136.

6. REVISION SUMMARY

- Revisions to this instruction sheet include:
- Updated document to corporate requirements