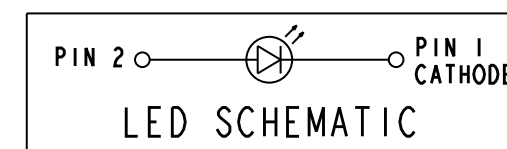
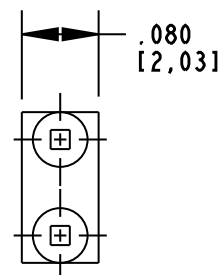
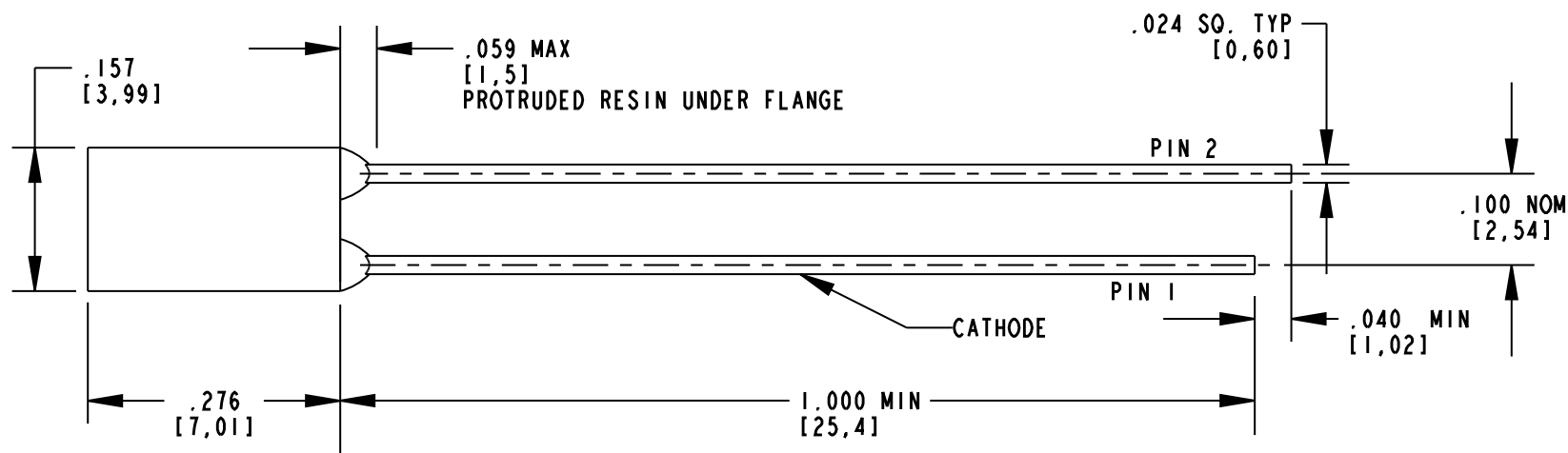


DIALIGHT P/N	LED LENS COLOR
521-9606F	GREEN DIFFUSED
521-9607F	YELLOW DIFFUSED
521-9658F	RED DIFFUSED

REV	ECN NO	REVISIONS	DRN	CKD	APP	DATE
A	—	NEW RELEASE	KLJ	MES	NO	2-7-08
B	—	ADDED P/N'S 521-9607F & 521-9658F	AJF	KLJ	NO	7-21-09



ABSOLUTE MAXIMUM RATINGS AT 25°C AMBIENT	LED COLOR			UNITS
	GREEN	YELLOW	RED	
POWER DISSIPATION	100	60	100	mW
DC FORWARD CURRENT	30	20	30	mA
PEAK FORWARD CURRENT (1/10 DUTY CYCLE, 0.1 ms PULSE WIDTH)	90	80	120	mA
DERATE LINEARLY FROM 50°C (25°C FOR RED)	0.4	0.25	0.4	mA/°C
REVERSE VOLTAGE (I <sub>R</sub> =100 μA)	5			V
STORAGE TEMPERATURE	-55 TO +100			°C
OPERATING TEMPERATURE	-55 TO +100			°C
SOLDERING TEMPERATURE, 1/16" FROM BODY FOR 5 SEC	260			°C

NOTES:

- LED LENS COLOR: GREEN DIFFUSED, YELLOW DIFFUSED AND RED DIFFUSED.
- LEAD SPACING IS MEASURED WHERE LEADS EMERGE FROM PACKAGE.
- PIN NUMBERS FOR REFERENCE ONLY, DESIGNATION NON-EXISTENT ON PART.
- DIALIGHT PART NUMBERS: 521-9606F, 521-9607F AND 521-9658F.
- THIS ASSEMBLY CONTAINS ELECTROSTATIC DISCHARGE SENSITIVE DEVICES (ESDS). MAINTAIN ALL PRECAUTIONARY MEASURES DURING ASSEMBLY, HANDLING, AND STORAGE IN ACCORDANCE WITH IPC-A-610.

OPERATING CHARACTERISTICS AT 25°C AMBIENT						
CHARACTERISTICS	UNITS	LED COLOR	VALUE			TEST CONDITIONS
			MIN	TYP	MAX	
LUMINOUS INTENSITY	mcd	GREEN	1.1	3.7	—	I <sub>r</sub> = 10 mA
		YELLOW	2.2	—	6.4	
		RED	1.1	3.7	—	
FORWARD VOLTAGE	V	GREEN	—	2.1	2.6	I <sub>r</sub> = 20 mA
		YELLOW	—	2.1	2.8	
		RED	—	2.1	2.8	
REVERSE CURRENT	μA	GREEN	—	—	100	V <sub>R</sub> = 5 V
		YELLOW	—	—	100	
		RED	—	—	100	
DOMINANT WAVELENGTH	nm	GREEN	—	569	—	
		YELLOW	583	—	589	
		RED	—	—	—	
PEAK WAVELENGTH	nm	GREEN	—	565	—	
		YELLOW	—	585	—	
		RED	—	635	—	
VIEWING ANGLE (2 θ 1/2)	DEG	GREEN	—	104	—	
		YELLOW	—	104	—	
		RED	—	104	—	

**RoHS COMPLIANT 521-96XXF**

Part Numbers with the "F" suffix ending are RoHS Compliant. Packaging is marked with "RoHS Compliant" label or equivalent markings. Parts can be wave soldered, dip soldered or hand soldered using typical lead-free soldering process with max 260°C temp. for 5 sec.



**ATTENTION:**  
OBSERVE PRECAUTIONS FOR  
HANDLING ELECTROSTATIC  
SENSITIVE DEVICES

THIS DRAWING AND THE CONTENTS HEREIN ARE CONFIDENTIAL AND THE SOLE PROPERTY OF DIALIGHT. REPRODUCTION OF THIS DRAWING OR CONSTRUCTION OF ANY PARTS WITHIN THIS DRAWING ARE FORBIDDEN WITHOUT THE WRITTEN CONSENT OF DIALIGHT.		
SCALE: 5.000	DRAWING NUMBER	REV
ALL DIM'S IN: INCHES (MM)	C-17589	B
TOLERANCES: UNLESS OTHERWISE SPECIFIED	TITLE	
FRACTIONS: ±1/64	2mm x 4mm RECTANGULAR LED	
DECIMALS (.XX): ±.01	MATERIAL	
DECIMALS (.XXX): ±.010	-	
DECIMALS (.XXXX): ±.0005	FINISH:	
ANGLES: ±1°	-	
FSCM 83330	Dialight 1501 ROUTE 34 SOUTH FARMINGDALE, NJ 07727	
SHEET 1 OF 1	FAMILY TABLE:	